

TL50BLR2Y2G2ALSC

LED Indicator – Tower Light

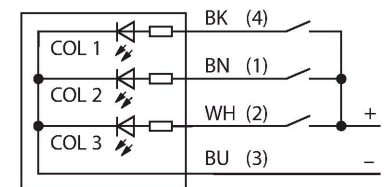
Technical data

Type	TL50BLR2Y2G2ALSC
ID	3029387
Signal and display data	
Purpose	LED indicator light
Function	Tower light
Light type	Green, flashing Yellow, flashing Red, flashing
Dimmable	no
Features of color 1	Red, Flashing, 24 lm
Features of color 2	Yellow, Flashing, 15 lm
Features of color 3	Green, Flashing, 52 lm
acoustic signal	Continuous tone, 94 dB
Electrical data	
Operating voltage	12...30 VDC
DC rated operational current	≤ 125 mA
Operating voltage	21...27 VAC
AC rated operational current	≤ 100 mA
Max. current consumption per color	125 mA
Max. current consumption of beeper	35 mA
Input type	Bipolar (PNP/NPN)
Response time typical	< 1 ms
Mechanical data	
Cascadable	No
Design	Smooth barrel, TL50BL
Dimensions	Ø 50 x 170.8 x 170.8 mm
Housing material	Plastic, ABS, Grey
Window material	Polycarbonate, clear
Electrical connection	Cable, 2 m, PVC
Number of cores	5
Ambient temperature	-20...+50 °C
Relative humidity	0...95 %
Protection class	IP67
Tests/approvals	
Approvals	CE, UL listed

Features

- Black plastic housing
- Protection class IP67
- EMI and RFI immune
- Colors: Green flashing (COL 1) / Yellow flashing (COL 2) / Red flashing (COL 3)
- Operating voltage: 12...30 VDC or 24 VAC with 45 mA per LED color
- Inputs: PNP/NPN
- Beeper: Sealed, continuous tone max. 94 dB

Wiring diagram



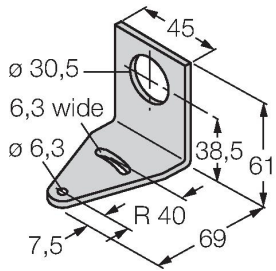
Functional principle

The rugged multifunction TL50 beacon is available in many variations and is easily mounted. Each signal tower can be assembled from a maximum of four varicolored LEDs, with or without a beeper. You can also choose from three different lighting functions (steady, rotating, flashing). The lighting function is indicated in the type code after the color (no number: steady; 1: rotating; 2: flashing). Clearly visible status displays for indoor and outdoor applications. The wiring diagram shows a PNP pin assignment. 5 colors are available, blue (B), green (G), red (R), yellow (Y) and white (W), which specify the light sequence from bottom to top in the type designation of the tower light. Example: TL50GYRQ, designates the colors green, yellow and red from bottom to top.

Accessories

SMB30A

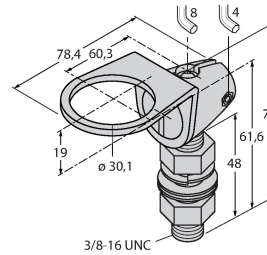
3032723



Mounting bracket, rectangular, stainless steel, for sensors with 30mm thread

SMB30FA

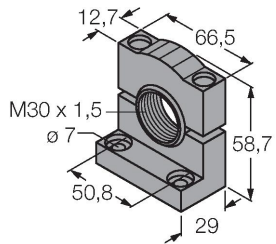
3074005



Montagewinkel; Werkstoff VA 1.4401

SMB30SC

3052521



Mounting bracket, PBT black, for sensors with 30 mm thread, rotatable