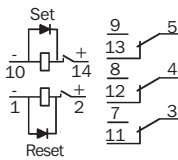
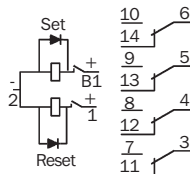
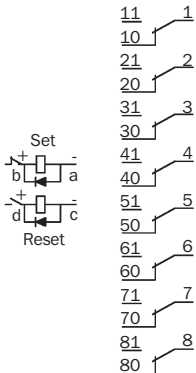


# LATCHING RELAYS WITH COIL OVERVOLTAGE PROTECTION

Model	BF-3BB	BF-4BB	BJ-8BB
Applications	Intended to protect the contact of the equipment that feeds the coil in our relay.		
Construction characteristics			
Contacts no.	3 Changeover	4 Changeover	8 Changeover
Connections			
Options	Options are not available		
Weight (g)	300		600
Dimensions (mm)	45 x 45 x 96,5 (F large Type)		90 x 50 x 100,5 (J large Type)
Coil characteristics			
Standard voltages <sup>(1)</sup>	24, 48, 72, 110, 125, 220 Vdc <sup>(3)</sup>		
Voltage range	+25% -30% U <sub>N</sub>		
Pick-up voltage	See pick-up voltage / temperature curves for Latching relays		
Consumptions only in the change-over	≤6 W		≤12 W
Operating time			
Pick-up time	<20 ms		
Contacts			
Contact material	AgNi		
Distance between contacts	1,8 mm		
Permanent current	10 A		
Instantaneous current	80 A during 200 ms / 200 A during 10 ms		
Max. making capacity	40 A / 0,5 s / 110 Vdc		
Breaking capacity	See breaking capacity curves (1 contact configuration)		
Max. breaking capacity	See value for 50,000 operations		
U <sub>max</sub> opened contact	250 Vdc / 400 Vac		
Performance data			
Mechanical endurance	10 <sup>7</sup> operations		
Operating temperature	-40°C +70°C		
Storage temperature	-40°C +70°C		
Max. operating humidity	93% / +40°C		
Operating altitude <sup>(2)</sup>	<2000 m		

<sup>(1)</sup> Other voltage upon request

<sup>(2)</sup> Ask for higher altitudes

<sup>(3)</sup> Vac voltages upon request