

# 10000 PROXIMITY PROBES & CABLES FOR 7200 SERIES (5 & 8 MM)

## Datasheet

### OVERVIEW

The 7200 series rack monitors are obsolete. But 7200 series proximity probes (transducers) are still on many machines in a variety of industries. Proximity probes, cables and drivers or transmitters are combined within a unique series and not mixed with other series (i. e., 3300, 3300 XL or the 3000 series). The lengths of the proximity probes and extension cables must combine for a system length of 5 or 9 meters.

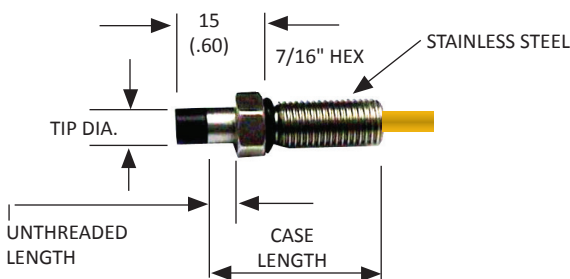
All proximity probes/transducers have third party approvals, comply with API 670 specifications, and feature ProxMatch™ component coding and are ATEX approved. These proximity probes (transducers) are interchangeable with the 7200 series.

### PROXIMITY PROBES & EXTENSION CABLES SELECTION

1. Select a probe to suit the mechanical requirements of the machine and mates with the same series extension cable and driver, or transmitter.
2. Pick an Extension Cable from SAME SERIES as probe and electronics.
3. Given the probe length, pick a cable length so the sum of probe and cable add up to the system length.
4. Choose with or without armor.

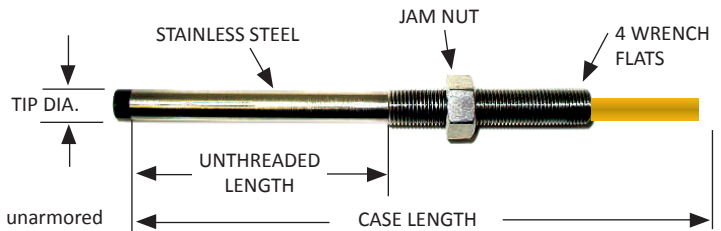
### WEIGHT & DIMENSIONS

#### REVERSE MOUNT PROBE




Weight: 0.5 kg [1lb]

#### STANDARD PROBE



Weight:  
0.4 kg [0.8 lb], unarmored  
0.5 kg [1 lb], armored

#### CABLE



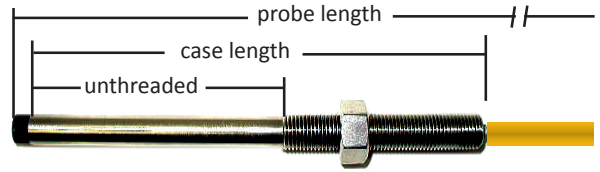
Dimensions in mm [inches]

Weights:  
0.5 kg [1 lb] for 5 m, unarmored  
0.7 kg [1.5 lbs] for 5 m, armored  
0.7 kg [1.5 lbs] for 9 m, unarmored  
1.0 kg [2.2 lbs] for 9 m, armored

### SPECIFICATIONS

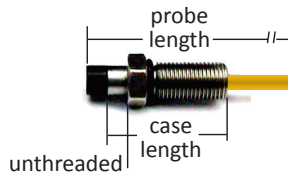
Probe Tip Material	Ryton
Probe Case Material	Series 300 SS for forward mount, smooth case and reverse mount probes
Probe Cable Specs	Coaxial cable with Tefzel insulation for maximum abrasion resistance with ProxMatch color & alphanumeric coding specific to a series and system length.
Cable Impedance	95 Ω
Connector to Connector Torque	Hex connector to hex connector- finger tight and 1/8 turn with wrenches. Hex connector to "click type" connector- finger tight plus 1/8 turn with wrench & pliers
Tensile Strength	75 lbf. probe case to probe lead. 60 lbf. probe pigtail to connector and 60 lbf. connectors to extension cable.
Probe / Cable Armor	Series 300 SS, flexible, connected to probe body with case internal thread.
Minimum Bend Radius	1 inch without armor
Target Material	4140 steel (standard)
Probe & Extension Cable Temperature Range	-40°C to +177°C (-40°F to +351°F)
Probe Pressure	Standard probe design includes seal between probe tip and case and is not pressure tested before shipment. If pressures are present, contact the factory for possible high pressure probe designs.
Relative Humidity	100% condensing but not submersible and with connectors properly protected.
Connector Material	Gold plated brass hex connectors

## ORDERING INFORMATION



STANDARD PROXIMITY PROBE 100XX-AA-BB-CC-02						
Model No.	Tip Diameter	Case Threads	Unthreaded Length AA	Case Length BB	Probe Length CC	Armor
10001	5 mm	1/4"-28	Increments of 0.5 in. Maximum= case length minus 1 in.	10=1 in. (min) 05= 0.05 in. (delta) 30= 3 in. (standard) 95= 9.5 in. (max)	Even increments only	No
10002						
10005	8 mm	3/8"-24	Increments of 10 mm. Maximum= case length minus 20 mm.	02= 20mm. (min) 07= 70mm. (standard) 25= 250mm. (max)	05 = 0.5 m ± 0.05 m	No
10006						
10003	5 mm	M8X1	Increments of 10 mm. Maximum= case length minus 20 mm.	02= 20mm. (min) 07= 70mm. (standard) 25= 250mm. (max)	10 = 1.0 m ± 0.1 m	No
10004						
10007	8 mm	M10X1	02= 0.2 in.	12= 1.2 in.	± 0.1 m	No
10008						
10026*	8 mm	3/8"-24	02= 0.2 in.	12= 1.2 in.		
10030*		M10X1	05= 5 mm.	30= 30 mm.		

\* Reverse Mount



Use a standard straight-through threaded probe or the reverse mounted probe and "stinger" depending on availability of the target.

**Model 5499 IS REQUIRED**  
for mounting reverse mount probes



EXTENSION CABLE FOR 7200 SERIES 7402-AAA-BB	
<b>Cable length AAA</b>	
040=	4.0 m
045=	4.5 m
080=	8.0 m
085=	8.5 m
<b>Armor BB</b>	
00 =	NO
01 =	YES



### Example transducer configuration

Given: A 5 meter system, 3.0 in. case length 3/8-24 probe, 1 meter long, 0 in. unthreaded, no armor on probe, armored cable, driver w/DIN mount. Use:

Probe: 10005-00-30-10-02

Extension cable: 7402-040-01