



03129E00

- > Different actuators
 - pushbutton
 - mushroom pushbutton
 - mushroom stay-put button
 - mushroom stay-put button with key lock
 - key-operated button
 - key-operated switch
- > 2 contact elements
- > Spring clamp terminals with connection chamber
- > Simple fitting
- > Functions "latching", "spring-return" and "key not withdrawable" can be code
- > Switching function
 - multiple latching and spring position recoding possible
 - max. 6 A



The panel-mounting devices Types 8003/1.1, 8003/1.2 and 8003/1.3 switch load, control and signal circuits. Types 8003/1.1 and 8003/1.3 are complete explosion-protected electrical devices. They are suitable for mounting in panels, covers of electrical devices and switch-boards. Types 8003/1.2 are incomplete explosion-protected devices and only suitable for mounting into enclosures with type of protection "Increased Safety" according to IEC/EN 60079-7.

The products are designed for single-hole fixing D 30 acc. to EN 50007 in combination with actuators type 8602/2.

		ATEX / IECEx							NEC 505			NEC 506				NEC 500						
		0	1	2	20	21	22	Zone		Class I					Division		Class I		Class II		Class III	
Zone								0	1	2	20	21	22	1	2	1	2	1	2	1	2	
For use in		x	x			x	x		x								x		x			

WebCode 8003A

Control Buttons / Switches for Panel Mounting

Series 8003



Selection Table

Version	Description	Order number	Weight kg	
Spring clamp terminals with connection chamber				
 Pushbutton, 8003/1.1-001	Spring clamp terminal with connection chamber	NO / NC	8003/111-001	0.140
		NC / NC	8003/121-001	0.140
		NO / NO	8003/131-001	0.140
 Pushbutton, silicone ^{*)} , 8003/1.1-001S	Spring clamp terminal with connection chamber	NO / NC	8003/111-001S	0.140
		NC / NC	8003/121-001S	0.140
		NO / NO	8003/131-001S	0.140
 Mushroom button, 8003/1.1-003	Spring clamp terminal with connection chamber	NO / NC	8003/111-003	0.140
		NC / NC	8003/121-003	0.140
		NO / NO	8003/131-003	0.140
 Key-operated switch, 8003/1.1-008-2-r-MS1	2 switching positions, latching, standard locking MS1			
	Spring clamp terminal with connection chamber	NO / NC	8003/111-008-2-r-MS1	0.230
		NC / NC	8003/121-008-2-r-MS1	0.300
NO / NO		8003/131-008-2-r-MS1	0.220	
 Key-operated switch, 8003/1.1-008-3-rr-MS1	3 switching positions, latching - latching, standard locking MS1			
	Spring clamp terminal with connection chamber	NO / NC	8003/111-008-3-rr-MS1	0.125
		NC / NC	8003/121-008-3-rr-MS1	0.125
		NO / NO	8003/131-008-3-rr-MS1	0.125
NC / NO		8003/141-008-3-rr-MS1	0.125	
 Mushroom stay-put button with key lock, silicone ^{*)} , 8003/1.1-009S-MS1	∅ 38 mm, red (EM-STOP)			
	Spring clamp terminal with connection chamber	NO / NC	8003/111-009S-MS1	0.140
		NC / NC	8003/121-009S-MS1	0.125
NO / NO		8003/131-009S-MS1	0.125	
 Mushroom stay-put button, silicone ^{*)} , 8003/1.1-010S	∅ 38 mm, red (EM-STOP)			
	Spring clamp terminal with connection chamber	NO / NC	8003/111-010S	0.125
		NC / NC	8003/121-010S	0.125
NO / NO		8003/131-010S	0.125	
 Mushroom stay-put button, 8003/1.1-012	∅ 38 mm, black			
	Spring clamp terminal with connection chamber	NO / NC	8003/111-012	0.140
		NC / NC	8003/121-012	0.140
NO / NO		8003/131-012	0.140	
 Mushroom stay-put button, silicone ^{*)} , 8003/1.1-015S	∅ 55 mm, red (EM-STOP)			
	Spring clamp terminal with connection chamber	NO / NC	8003/111-015S	0.145
		NC / NC	8003/121-015S	0.145
NO / NO		8003/131-015S	0.145	

Control Buttons / Switches for Panel Mounting

Series 8003

PanSiG



Selection Table

Version	Description	Order number	Weight kg	
 Control switch, not lockable, 8003/1.1-726-2-r <small>01861E00</small>	2 switching positions, latching			
	Spring clamp terminal with connection chamber	NO / NC	8003 / 111-726-2-r	0.125
		NC / NC	8003 / 121-726-2-r	0.125
		NO / NO	8003 / 131-726-2-r	0.125
 Control switch, not lockable, 8003/1.1-726-3-rr <small>01861E00</small>	3 switching positions, latching - latching			
	Spring clamp terminal with connection chamber	NO / NC	8003 / 111-726-3-rr	0.125
		NC / NC	8003 / 121-726-3-rr	0.125
		NO / NO	8003 / 131-726-3-rr	0.125
 Control switch, lockable, 8003/1.1-727-2-r <small>01860E00</small>	2 switching positions, latching			
	Spring clamp terminal with connection chamber	NO / NC	8003 / 111-727-2-r	0.125
		NC / NC	8003 / 121-727-2-r	0.125
		NO / NO	8003 / 131-727-2-r	0.125
 Control switch, lockable, 8003/1.1-727-3-rr <small>01860E00</small>	3 switching positions, latching - latching			
	Spring clamp terminal with connection chamber	NO / NC	8003 / 111-727-3-rr	0.125
		NC / NC	8003 / 121-727-3-rr	0.125
		NO / NO	8003 / 131-727-3-rr	0.125
	NC / NO	8003 / 141-727-3-rr	0.125	
	*) extended temperature range -40 ...+60 °C			
Note	- yellow label for EM-STOP function is enclosed - plates must be ordered separately; see accessories - key-operated switch with "spring-return" functions and/or "key not removable" on request - versions with other locking cylinders on request - key switches type 8003/1...008- and control switches type 8003/1...726-3 are codable („latching“, „spring-return“, „key removable“)			

E4

Control Buttons / Switches for Panel Mounting

Series 8003



Selection Table

Version	Description	Order number	Weight kg	
Spring clamp terminals without connection chamber				
Pushbutton, 8003/1.2-001	Spring clamp terminal without connection chamber	NO / NC	8003/112-001	0.180
		NC / NC	8003/122-001	0.208
		NO / NO	8003/132-001	0.576
Pushbutton, silicone, ^{*)} 8003/1.2-001S	Spring clamp terminal without connection chamber	NO / NC	8003/112-001S	0.180
		NC / NC	8003/122-001S	0.208
		NO / NO	8003/132-001S	0.576
Mushroom button, 8003/1.2-003	Spring clamp terminal without connection chamber	NO / NC	8003/112-003	0.125
		NC / NC	8003/122-003	0.125
		NO / NO	8003/132-003	0.125
Key-operated switch, 8003/1.2-008-2-r-MS1	2 switching positions, latching, standard locking MS1			
	Spring clamp terminal without connection chamber	NO / NC	8003/112-008-2-r-MS1	0.230
		NC / NC	8003/122-008-2-r-MS1	0.230
		NO / NO	8003/132-008-2-r-MS1	0.230
Key-operated switch, 8003/1.2-008-3-rr-MS1	3 switching positions, latching - latching, standard locking MS1			
	Spring clamp terminal without connection chamber	NO / NC	8003/112-008-3-rr-MS1	0.125
		NC / NC	8003/122-008-3-rr-MS1	0.125
		NO / NO	8003/132-008-3-rr-MS1	0.125
		NC / NO	8003/142-008-3-rr-MS1	0.125
Mushroom stay-put button with key lock, silicone ^{*)} , 8003/1.2-009S-MS1	∅ 38 mm, red (EM-STOP)			
	Spring clamp terminal without connection chamber	NO / NC	8003/112-009S-MS1	0.140
		NC / NC	8003/122-009S-MS1	0.140
		NO / NO	8003/132-009S-MS1	0.140
Mushroom stay-put button, silicone ^{*)} , 8003/1.2-010S	∅ 38 mm, red (EM-STOP)			
	Spring clamp terminal without connection chamber	NO / NC	8003/112-010S	0.125
		NC / NC	8003/122-010S	0.125
		NO / NO	8003/132-010S	0.125
Mushroom stay-put button, 8003/1.2-012	∅ 38 mm, black			
	Spring clamp terminal without connection chamber	NO / NC	8003/112-012	0.125
		NC / NC	8003/122-012	0.125
		NO / NO	8003/132-012	0.125
Mushroom stay-put button, silicone ^{*)} , 8003/1.2-015S	∅ 55 mm, red (EM-STOP)			
	Spring clamp terminal without connection chamber	NO / NC	8003/112-015S	0.125
		NC / NC	8003/122-015S	0.125
		NO / NO	8003/132-015S	0.125
Control switch, not lockable, 8003/1.2-726-2-r	2 switching positions, latching			
	Spring clamp terminal without connection chamber	NO / NC	8003/112-726-2-r	0.125
		NC / NC	8003/122-726-2-r	0.125
		NO / NO	8003/132-726-2-r	0.125
Control switch, not lockable, 8003/1.2-726-3-rr	3 switching positions, latching - latching			
	Spring clamp terminal without connection chamber	NO / NC	8003/112-726-3-rr	0.125
		NC / NC	8003/122-726-3-rr	0.125
		NO / NO	8003/132-726-3-rr	0.125

Control Buttons / Switches for Panel Mounting

Series 8003

PanSiG



Selection Table

Version	Description	Order number	Weight kg	
Control switch, lockable, 8003/1.2-727-2-r	2 switching positions, latching			
	Spring clamp terminal without connection chamber	NO / NC	8003 / 112-727-2-r	0.125
		NC / NC	8003 / 122-727-2-r	0.125
		NO / NO	8003 / 132-727-2-r	0.125
Control switch, lockable, 8003/1.2-727-3-rr	3 switching positions, latching - latching			
	Spring clamp terminal without connection chamber	NO / NC	8003 / 112-727-3-rr	0.125
		NC / NC	8003 / 122-727-3-rr	0.125
		NO / NO	8003 / 132-727-3-rr	0.125
		NC / NO	8003 / 142-727-3-rr	0.125
	*) extended temperature range -40 ...+60 °C			
Note	<ul style="list-style-type: none"> - yellow label for EM-STOP function is enclosed - plates must be ordered separately; see accessories - key-operated switch with "spring-return" functions and/or "key not removable" on request - versions with other locking cylinders on request 			
	<ul style="list-style-type: none"> - key switches type 8003/1..-008- and control switches type 8003/1..-726-3 are codable („latching“, „spring-return“, „key removable“) 			

E4

Control Buttons / Switches for Panel Mounting

Series 8003



Selection Table

Version	Description		Order number	Weight kg
Plug-in connection with 6 m connection line				
Pushbutton, 8003/1.3-001	Plug-in connection with 6 m connection line	NO / NC	8003/113-001-6	0.125
		NC / NC	8003/123-001-6	0.125
		NO / NO	8003/133-001-6	0.125
Pushbutton, silicone ¹⁾ , 8003/1.3-001S	Plug-in connection with 6 m connection line	NO / NC	8003/113-001S-6	0.125
		NC / NC	8003/123-001S-6	0.125
		NO / NO	8003/133-001S-6	0.125
Mushroom button, 8003/1.3-003	Plug-in connection with 6 m connection line	NO / NC	8003/113-003-6	0.125
		NC / NC	8003/123-003-6	0.125
		NO / NO	8003/133-003-6	0.125
Key-operated switch, 8003/1.3-008-2-r-MS1	2 switching positions, latching, standard locking MS1			
	Plug-in connection with 6 m connection line	NO / NC	8003/113-008-2-r-MS1-6	0.125
		NC / NC	8003/123-008-2-r-MS1-6	0.125
NO / NO		8003/133-008-2-r-MS1-6	0.125	
Key-operated switch, 8003/1.3-008-3-rr-MS1	3 switching positions, latching - latching, standard locking MS1			
	Plug-in connection with 6 m connection line	NO / NC	8003/113-008-3-rr-MS1-6	0.125
		NC / NC	8003/123-008-3-rr-MS1-6	0.125
NO / NO		8003/133-008-3-rr-MS1-6	0.125	
Mushroom stay-put button with key lock, silicone ¹⁾ , 8003/1.3-009S-MS1	∅ 38 mm, red (EM-STOP)			
	Plug-in connection with 6 m connection line	NO / NC	8003/113-009S-MS1-6	0.125
		NC / NC	8003/123-009S-MS1-6	0.125
NO / NO		8003/133-009S-MS1-6	0.125	
Mushroom stay-put button, silicone ¹⁾ , 8003/1.3-010S	∅ 38 mm, red (EM-STOP)			
	Plug-in connection with 6 m connection line	NO / NC	8003/113-010S-6	0.125
		NC / NC	8003/123-010S-6	0.125
NO / NO		8003/133-010S-6	0.125	
Mushroom stay-put button, 8003/1.3-012	∅ 38 mm, black			
	Plug-in connection with 6 m connection line	NO / NC	8003/113-012-6	0.125
		NC / NC	8003/123-012-6	0.125
NO / NO		8003/133-012-6	0.125	
Mushroom stay-put button, silicone ¹⁾ , 8003/1.3-015S	∅ 55 mm, red (EM-STOP)			
	Plug-in connection with 6 m connection line	NO / NC	8003/113-015S-6	0.125
		NC / NC	8003/123-015S-6	0.125
NO / NO		8003/133-015S-6	0.125	
Control switch, not lockable, 8003/1.3-726-2-r	2 switching positions, latching			
	Plug-in connection with 6 m connection line	NO / NC	8003/113-726-2-r-6	0.125
		NC / NC	8003/123-726-2-r-6	0.125
NO / NO		8003/133-726-2-r-6	0.125	
Control switch, not lockable, 003/1.3-726-3-rr	3 switching positions, latching - latching			
	Plug-in connection with 6 m connection line	NO / NC	8003/113-726-3-rr-6	0.125
		NC / NC	8003/123-726-3-rr-6	0.125
NO / NO		8003/133-726-3-rr-6	0.125	

Control Buttons / Switches for Panel Mounting

Series 8003

PanSiG



Selection Table

Version	Description	Order number	Weight kg	
Control switch, lockable, 8003/1.3-727-2-r	2 switching positions, latching			
	Plug-in connection with 6 m connection line	NO / NC	8003 / 113-727-2-r-6	0.125
		NC / NC	8003 / 123-727-2-r-6	0.125
NO / NO		8003 / 133-727-2-r-6	0.125	
Control switch, lockable, 8003/1.3-727-3-rr	3 switching positions, latching - latching			
	Plug-in connection with 6 m connection line	NO / NC	8003 / 113-727-3-rr-6	0.125
		NC / NC	8003 / 123-727-3-rr-6	0.125
		NO / NO	8003 / 133-727-3-rr-6	0.125
NC / NO		8003 / 143-727-3-rr-6	0.125	
*) extended temperature range -40 ...+60 °C				
Note	<ul style="list-style-type: none"> - yellow label for EM-STOP function is enclosed - plates must be ordered separately; see accessories - key-operated switch with "spring-return" functions and/or "key not removable" on request - versions with other locking cylinders on request - key switches type 8003/1...008- and control switches type 8003/1...726-3 are codable („latching“, „spring-return“, „key removable“) 			

E4

Explosion Protection

Global (IECEX)

Gas and dust	Version	IECEX
	8003/1.1	IECEX PTB 06.0065X
	8003/1.2	IECEX PTB 06.0066U
	8003/1.3	IECEX PTB 06.0065X
	8003/1.1	Ex db eb IIC T6 Gb
	8003/1.2	Ex db eb IIC Gb
	8003/1.3	Ex db eb IIC T6 Gb
	8003/1.1	Ex tb IIIC T80°C Db
	8003/1.3	

Europe (ATEX)

Gas and dust	Version	ATEX
	8003/1.1	PTB 02 ATEX 1057 X
	8003/1.2	PTB 02 ATEX 1080 U
	8003/1.3	PTB 02 ATEX 1057 X
	8003/1.1	⊕ II 2 G Ex db eb IIC T6 Gb
	8003/1.2	⊕ II 2 G Ex db eb IIC Gb
	8003/1.3	⊕ II 2 G Ex db eb IIC T6 Gb
	8003/1.1	⊕ II 2 D Ex tb IIIC T80°C Db
	8003/1.3	

Certifications and certificates

Certificates	IECEX, ATEX, China (China-Ex) only for 8003/1.1 and 8003/1.3, Canada (cUL), Kazakhstan (TR), Russia (TR), Serbia (SRPS), USA (UL), Belarus (TR)





Control Buttons / Switches for Panel Mounting

Series 8003



Technical Data

Electrical data

Rated operational voltage	max. 550 V			
Rated operational current	max. 6 A			
Schematic				
	10503E00	09792E00	09791E00	09790E00
	8003/11.	8003/12.	8003/13.	8003/14.
Min. voltage*	12 V AC / DC			
Min. current*	50 mA			
	* Typical values dependent on conditions of use			
Switching capacity	Rated operating characteristics according to utilisation category			
	AC-15	AC-12	DC-13	DC-13
	500 V	500 V	60 V	110 V
	max. 6 A	max. 6 A	max. 6 A	max. 1 A
	max. 1250 VA	max. 3000 VA		max. 110 W

Ambient conditions

Ambient temperature	-20 ... +60 °C -55 ... +60 °C for versions with silicone seal
---------------------	--

Mechanical data

Degree of protection	IP66 (front side) Level of protection acc. to IEC/EN 60529
Material	
Enclosure	Polyamide
Contact material	
Standard	Silver-nickel
Special	Silver-nickel, gold-plated
Service life	
Contact element	10 ⁶ operating cycles

Mounting / Installation

Cable entry	Type 8003/1.1: M16 x 1.5 (∅ 4 - 9 mm)
Connection cross-section	8003/1.1: 0.75 ... 1.5 mm ² 8003/1.2: 0.5 ... 2.5 mm ² 8003/1.3: 4 x 1 mm ² , connecting cable

Technical Data

Pushbutton	Spring return function; interchangeable identification plates
Mushroom button	Spring return function; not padlockable; black; mushroom diameter ∅ 38 mm
Mushroom stay-put button	Press to lock, turn right to unlock; mushroom diameter ∅ 38 mm red or black, or ∅ 55 mm red, yellow support plate enclosed, can be used for EM-STOP function
Mushroom stay-put button with key lock	Press to lock, unlocking only possible via key; mushroom diameter ∅ 38 mm red or black, yellow support plate enclosed, can be used for EM-STOP function; standard locking MS1
Key-operated switch	Switch function with 2 or 3 latching positions; key removable in all positions; "spring return" and/or "key not removable" functions are codable; standard locking MS1

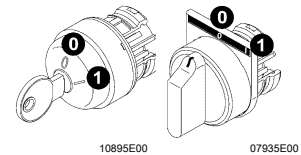
Coding of Actuators of Series 8602

You can change the "latching/spring return" behaviour of the actuators of Series 8602 for control switches and key-operated switches yourself on site.
 For the actuators for key-operated switches, you can also code the "key withdrawable" function on site.
 The "latching or "spring return" and "key withdrawable" functions can be changed at any time according to your own requirements.

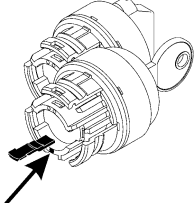
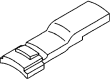
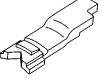
Actuators with 2 switching positions

for key-operated switches with 2 switching positions assembly code 008,
 for rotary actuator with 2 switching positions assembly code 727

2 switching positions



0 = switching position 0
 1 = switching position I

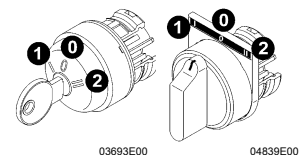
Coding element	Switching position I	Switching position 0
none	 04542E00	
yellow  10902E00	spring return key not withdrawable	latching key withdrawable; cannot be coded
red  10900E00	latching key not withdrawable	

Note: The code for the unlockable rotary actuator assembly code 726 with 2 switching positions cannot be changed since it has already been coded ex factory as latching or spring return

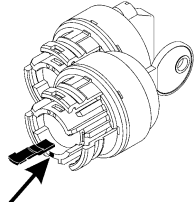
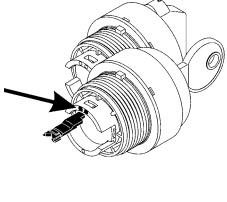
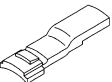
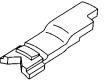
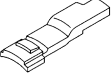
Actuators with 3 switching positions

for key-operated switches with 3 switching positions assembly code 008,
 for rotary actuator with 3 switching positions assembly codes 726, 727

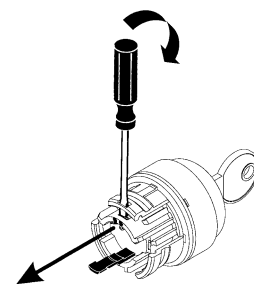
3 switching positions



0 = switching position 0
 1 = switching position I
 2 = switching position II

Coding element	Switching position I	Switching position II	Switching position 0
none	 04542E00	 10898E00	
yellow  10902E00	spring return key not withdrawable	spring return key not withdrawable	latching key withdrawable; cannot be coded
red  10900E00	--	latching key not withdrawable	
green  10904E00	latching key not withdrawable	--	

Dismounting of the coding elements















10897E00

Control Buttons / Switches for Panel Mounting

Series 8003



Accessories and Spare Parts

Designation	Figure	Description	Art. no.	Weight kg			
Actuator	 05733E00	for pushbutton	8003/...-001	155525	0.023		
	 05538E00	for mushroom pushbuttons Ø 38 mm, black	8003/...-003	155526	0.028		
	 05734E00	for key-operated switches with 2 switching positions	8003/...-008-2	155528	0.049		
	 05734E00	for key-operated switches with 3 switching positions	8003/...-008-3	155529	0.049		
	 05537E00	for mushroom stay-put buttons with key lock Ø 38 mm, red (EM-STOP)	8003/...-009	155530	0.062		
	 05536E00	for mushroom stay-put buttons Ø 38 mm, rot (EM-STOP)	8003/...-010	155531	0.030		
		for mushroom stay-put buttons Ø 38 mm, black	8003/...-012	155541	0.030		
	 05533E00	for mushroom stay-put buttons Ø 55 mm, red (EM-STOP)	8003/...-015	155532	0.033		
	 05049E00	for control switch, not padlockable	8003/...-726				
		2 positions: Function:	0 latching	I latching	155533	0.028	
		3 positions: Function:	I free codable *	0 latching	II free codable *	155534	0.028
	 05048E00	for control switch, padlockable	8003/...-727				
	2 positions: Function:	0 latching	I free codable *	155535	0.030		
	3 positions: Function:	I free codable *	0 latching	II free codable *	155536	0.030	
Spare key	 10545E00	for all key-operated buttons / key-operated switches					
		standard locking MS1		107109	0.008		
		Special locking MS2 ... MS20 (specify as text)		107110	0.008		
Closing part	 05647E00	for closing of unused mounting holes Ø 30.5 mm		155329	0.016		
Support plate, yellow	 05024E00	for buttons with EM-STOP function					
		Ø 38 mm		130391	0.001		
		Ø 55 mm		130524	0.002		

Control Buttons / Switches for Panel Mounting

Series 8003

PanSiG



Accessories and Spare Parts

Designation	Figure	Description	Art. no.	Weight kg	
Additional identification plate	 05543E00	Label mount, size 1, without symbol label Text: 1 line Packing unit: 100 pieces	155632	0.001	
		Label mount, size 2, without symbol label Text: 1 or 2 lines Packing unit: 100 pieces	155687	0.002	
		Label mount, size 3, without symbol label Text: 1, 2 or 3 lines Packing unit: 100 pieces	155844	0.002	
		for actuators to fit Ø 30.5 mm holes Symbol labels: without text with text; please specify text: HAND - 0 - AUTO I - 0 - II OFF - • - ON 0 - I - II 0 - I 0 - Betrieb - I I - II 0 - • - I			
Coding kit for key-operated switch		Coding kit for key-operated switches Types 8003/...-008-.			
		Coding element, 1 x red, 1 x yellow	155432	0.001	
		Coding element, 2 x yellow	155373	0.001	
		Coding element, 1 x green, 1 x red	155403	0.001	
Symbol label for pushbutton and selector switch	 05753E00	Packing unit: 100 pieces			
		Colour Text			
	 16239E00	blue	Please specify text or symbol	155910	0.001
	 16240E00	yellow	Please specify text or symbol	155913	0.001
	 16238E00	red	Please specify text or symbol	155896	0.001
	 16241E00	green	Please specify text or symbol	155900	0.001
	 16242E00	white	Please specify text or symbol	155907	0.001
	 16243E00	black	Please specify text or symbol	155904	0.001
	 16237E00	blue	Blank label without text	155911	0.001
	 16238E00	yellow	Blank label without text	155914	0.001
	 16235E00	red	Blank label without text	155897	0.001
	 16234E00	green	Blank label without text	155901	0.001



















E4

Control Buttons / Switches for Panel Mounting
















Series 8003



Accessories and Spare Parts

Designation	Figure	Description	Art. no.	Weight kg
Symbol label for pushbutton and selector switch		Packing unit: 100 pieces Colour Text		
		white Blank label without text	155908	0.001
		black Blank label without text	155905	0.001
		black I	155846	0.001
		green I	155689	0.001
		white I	155892	0.001
		black II	155854	0.001
		green II	155706	0.001
		red O	155596	0.001
		black O	155783	0.001
		black I O	155771	0.001
		red ..	155567	0.001
		black ϕ	155736	0.001
		black α	155749	0.001
		black	155761	0.001
		black CLOSE	155878	0.001
		black Zu	155874	0.001
		black Open	155868	0.001

Accessories and Spare Parts

Designation	Figure	Description	Art. no.	Weight kg
Symbol label for pushbutton and selector switch		Packing unit: 100 pieces Colour Text		
		black EIN	155862	0.001
		red OFF	155654	0.001
		red Aus	155634	0.001
		black Aus	155806	0.001
		red STOP	155615	0.001
		black STOP	155795	0.001
		green START	155721	0.001
		white START	155889	0.001
		blue RESET	155894	0.001
		green ON	155671	0.001
		black Auf	155883	0.001
		black Ab	155886	0.001
		black Links	155827	0.001
		black Rechts	155837	0.001

* all necessary coding elements are included

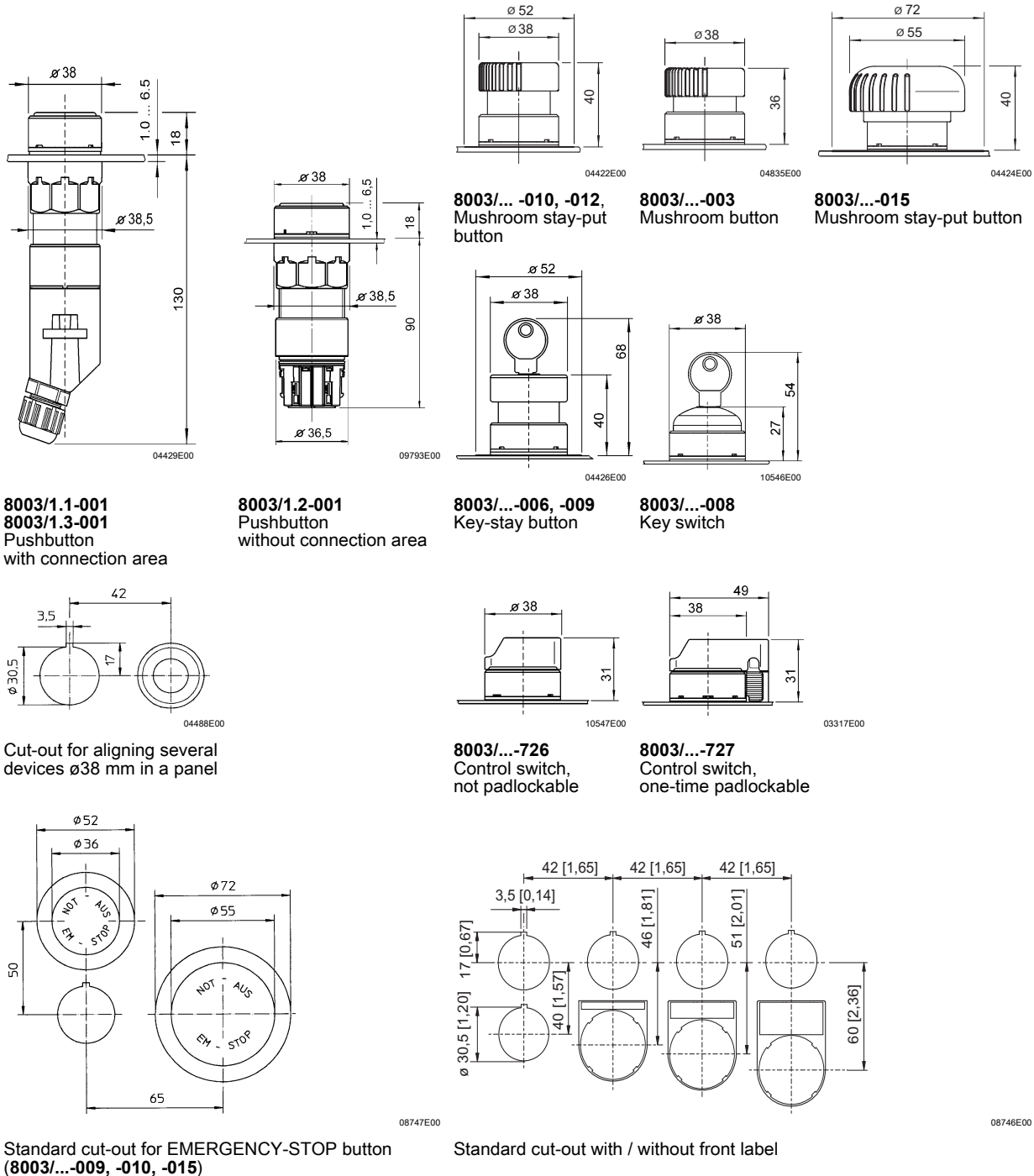
E4

Control Buttons / Switches for Panel Mounting

Series 8003



Dimensional Drawings (All Dimensions in mm) - Subject to Alterations



We reserve the right to make alterations to the technical data, dimensions, weights, designs and products available without notice. The illustrations cannot be considered binding.