

HSK safety cable glands

HSK-M / HSK-M-PVDF

Metr.



Material Nickel plated brass



Clamping insert Polyamide / PVDF



Seal Buna-N / FKM

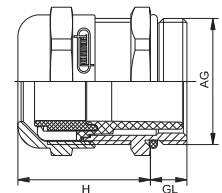
O-Ring Buna-N / FKM

Protection IP 68 – 10 bar / IP 69K (NEMA 6 – 150 PSIG)

Operating Temperature -40 °C – 100 °C (-40 °F – 212 °F) (PA)
-35 °C – 150 °C (-31 °F – 302 °F) (PVDF)

Advice:

- Other sealing material e.g. Silicone upon request
- Please see page 53 for size < M12 and > M63



AG	\varnothing mm	GL mm	H mm	\varnothing mm	Number HSK-M -40 °C – 100 °C -40 °F – 212 °F	Number HSK-M-PVDF -35 °C – 150 °C -31 °F – 302 °F
M 12 x 1,5	3 – 6,5	6,5	19	14	1.609.1200.50	1.699.1200.50
M 12 x 1,5	2 – 5	6,5	19	14	1.609.1200.51	1.699.1200.51
M 16 x 1,5	4 – 8	6	21	17 / 19	1.609.1600.50	1.699.1600.50
M 16 x 1,5	2 – 6	6	21	17 / 19	1.609.1600.51	1.699.1600.51
M 16 x 1,5	5 – 10	6	22	20	1.609.1611.50	1.699.1611.50
M 20 x 1,5	6 – 12	6	23	22	1.609.2000.50	1.699.2000.50
M 20 x 1,5	5 – 9	6	23	22	1.609.2000.51	1.699.2000.51
M 20 x 1,5	10 – 14	6	24	24	1.609.2016.50	1.699.2016.50
M 25 x 1,5	13 – 18	7	26	30	1.609.2500.50	1.699.2500.50
M 25 x 1,5	9 – 16	7	26	30	1.609.2500.51	1.699.2500.51
M 32 x 1,5	18 – 25	8	31	40	1.609.3200.50	1.699.3200.50
M 32 x 1,5	13 – 20	8	31	40	1.609.3200.51	1.699.3200.51
M 32 x 1,5	15 – 21	8	33	36	1.609.3200.52	
M 40 x 1,5	22 – 32	8	37	50	1.609.4000.50	1.699.4000.50
M 40 x 1,5	20 – 26	8	37	50	1.609.4000.51	1.699.4000.51
M 40 x 1,5	19 – 27	8	33	46	1.609.4000.52	
M 50 x 1,5	32 – 38	9	37	57	1.609.5000.50	
M 50 x 1,5	25 – 31	9	37	57	1.609.5000.51	
M 63 x 1,5	37 – 44	10	38	64 / 68	1.609.6300.50	
M 63 x 1,5	29 – 35	10	38	64 / 68	1.609.6300.51	

➔ Accessories see page 75

HSK safety cable glands

HSK-M / HSK-M-PVDF

Metr.-elongated



Material Nickel plated brass

Clamping insert Polyamide / PVDF

Seal Buna-N / FKM

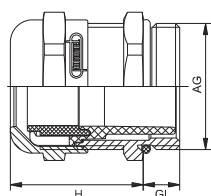
O-Ring Buna-N / FKM

Protection IP 68 – 10 bar / IP 69K (NEMA 6 – 150 PSIG)

Operating Temperature -40 °C – 100 °C (-40°F – 212°F) (PA)
-35 °C – 150 °C (-31°F – 302°F) (PVDF)

Advice:

- Other sealing material e.g. Silicone upon request
- Please see page 53 for size < M12 and > M63



AG mm	∅ mm	GL mm	H mm	U mm	Number HSK-M -40°C – 100°C -40°F – 212°F	Number HSK-M-PVDF -35°C – 150°C -31°F – 302°F
M 12 x 1,5	3 – 6,5	10	19	14	1.609.1200.30	1.699.1200.30
M 12 x 1,5	2 – 5	10	19	14	1.609.1200.31	1.699.1200.31
M 16 x 1,5	4 – 8	10	21	17 / 19	1.609.1600.30	1.699.1600.30
M 16 x 1,5	2 – 6	10	21	17 / 19	1.609.1600.31	1.699.1600.31
M 16 x 1,5	5 – 10	10	22	20	1.609.1611.30	1.699.1611.30
M 20 x 1,5	6 – 12	10	23	22	1.609.2000.30	1.699.2000.30
M 20 x 1,5	5 – 9	10	23	22	1.609.2000.31	1.699.2000.31
M 20 x 1,5	10 – 14	10	24	24	1.609.2016.30	1.699.2016.30
M 25 x 1,5	13 – 18	12	26	30	1.609.2500.30	1.699.2500.30
M 25 x 1,5	9 – 16	12	26	30	1.609.2500.31	1.699.2500.31
M 32 x 1,5	18 – 25	12	31	40	1.609.3200.30	1.699.3200.30
M 32 x 1,5	13 – 20	12	31	40	1.609.3200.31	1.699.3200.31
M 32 x 1,5	15 – 21	12	37	36	1.609.3200.32	
M 40 x 1,5	22 – 32	15	37	50	1.609.4000.30	1.699.4000.30
M 40 x 1,5	20 – 26	15	37	50	1.609.4000.31	1.699.4000.31
M 40 x 1,5	19 – 27	15	37	46	1.609.4000.32	
M 50 x 1,5	32 – 38	15	37	57	1.609.5000.30	
M 50 x 1,5	25 – 31	15	37	57	1.609.5000.31	
M 63 x 1,5	37 – 44	15	38	64 / 68	1.609.6300.30	
M 63 x 1,5	29 – 35	15	38	64 / 68	1.609.6300.31	

➔ Accessories see page 75

HSK safety cable glands

HSK-M / HSK-M-PVDF

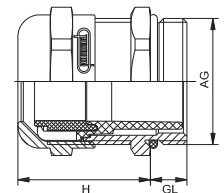
PG



Material	Nickel plated brass
Clamping insert	Polyamide / PVDF
Seal	Buna-N / FKM
O-Ring	Buna-N / FKM
Protection	IP 68 – 10 bar / IP 69K (NEMA 6 – 150 PSIG)
Operating Temperature	-40 °C – 100 °C (-40°F – 212°F) (PA) -35 °C – 150 °C (-31°F – 302°F) (PVDF)



Advice:
- Other sealing material e.g. Silicone upon request



AG	\varnothing mm	GL mm	H mm	\varnothing mm	Number HSK-M -40 °C – 100 °C -40 °F – 212 °F	Number HSK-M-PVDF -35 °C – 150 °C -31 °F – 302 °F
PG 7	3 – 6,5	5	19	14	1.609.0700.01	1.699.0700.01
PG 7	2 – 5	5	19	14	1.609.0700.15	1.699.0700.15
PG 9	4 – 8	6	21	17	1.609.0900.01	1.699.0900.01
PG 9	2 – 6	6	21	17	1.609.0900.15	1.699.0900.15
PG 11	5 – 10	6	22	20	1.609.1100.01	1.699.1100.01
PG 11	3 – 7	6	22	20	1.609.1100.15	1.699.1100.15
PG 13,5	6 – 12	6,5	24	22	1.609.1300.01	1.699.1300.01
PG 13,5	5 – 9	6,5	24	22	1.609.1300.15	1.699.1300.15
PG 16	10 – 14	6,5	23	24	1.609.1600.01	1.699.1600.01
PG 16	7 – 12	6,5	23	24	1.609.1600.15	1.699.1600.15
PG 21	13 – 18	7	24	30	1.609.2100.01	1.699.2100.01
PG 21	9 – 16	7	24	30	1.609.2100.15	1.699.2100.15
PG 29	18 – 25	8	29	40	1.609.2900.01	1.699.2900.01
PG 29	13 – 20	8	29	40	1.609.2900.15	1.699.2900.15
PG 36	22 – 32	8	35	50	1.609.3600.01	1.699.3600.01
PG 36	20 – 26	8	35	50	1.609.3600.15	1.699.3600.15
PG 42	32 – 38	9	37	57	1.609.4200.01	1.699.4200.01
PG 42	25 – 31	9	37	57	1.609.4200.15	1.699.4200.15
PG 48	37 – 44	10	38	64	1.609.4800.01	1.699.4800.01
PG 48	29 – 35	10	38	64	1.609.4800.15	1.699.4800.15

➔ Accessories see page 75

HSK safety cable glands

HSK-M / HSK-M-PVDF

PG-elongated



Material Nickel plated brass

Clamping insert Polyamide / PVDF

Seal Buna-N / FKM

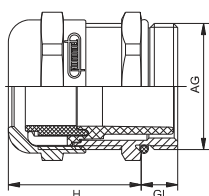
O-Ring Buna-N / FKM

Protection IP 68 – 10 bar / IP 69K (NEMA 6 – 150 PSIG)

Operating Temperature -40 °C – 100 °C (-40°F – 212°F) (PA)
-35 °C – 150 °C (-31°F – 302°F) (PVDF)

Advice:

- Other sealing material e.g. Silicone upon request



AG	∅ _k mm	GL mm	H mm	U mm	Number HSK-M -40 °C – 100 °C -40 °F – 212 °F	Number HSK-M-PVDF -35 °C – 150 °C -31 °F – 302 °F
PG 7	3 – 6,5	10	19	14	1.609.0700.60	1.699.0700.60
PG 7	2 – 5	10	19	14	1.609.0700.61	1.699.0700.61
PG 9	4 – 8	10	21	17	1.609.0900.60	1.699.0900.60
PG 9	2 – 6	10	21	17	1.609.0900.61	1.699.0900.61
PG 11	5 – 10	10	22	20	1.609.1100.60	1.699.1100.60
PG 11	3 – 7	10	22	20	1.609.1100.61	1.699.1100.61
PG 13,5	6 – 12	10	24	22	1.609.1300.60	1.699.1300.60
PG 13,5	5 – 9	10	24	22	1.609.1300.61	1.699.1300.61
PG 16	10 – 14	10	23	24	1.609.1600.60	1.699.1600.60
PG 16	7 – 12	10	23	24	1.609.1600.61	1.699.1600.61
PG 21	13 – 18	12	24	30	1.609.2100.60	1.699.2100.60
PG 21	9 – 16	12	24	30	1.609.2100.61	1.699.2100.61
PG 29	18 – 25	12	29	40	1.609.2900.60	1.699.2900.60
PG 29	13 – 20	12	29	40	1.609.2900.61	1.699.2900.61
PG 36	22 – 32	15	35	50	1.609.3600.60	1.699.3600.60
PG 36	20 – 26	15	35	50	1.609.3600.61	1.699.3600.61
PG 42	32 – 38	15	37	57	1.609.4200.60	1.699.4200.60
PG 42	25 – 31	15	37	57	1.609.4200.61	1.699.4200.61
PG 48	37 – 44	15	38	64	1.609.4800.60	1.699.4800.60
PG 48	29 – 35	15	38	64	1.609.4800.61	1.699.4800.61

➔ Accessories see page 75

HSK safety cable glands

HSK-M / HSK-M-PVDF

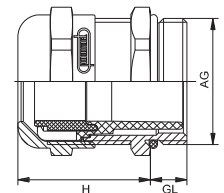
NPT



Material	Nickel plated brass
Clamping insert	Polyamide / PVDF
Seal	Buna-N / FKM
O-Ring	Buna-N / FKM
Protection	IP 68 – 10 bar / IP 69K (NEMA 6 – 150 PSIG)
Operating Temperature	-40 °C – 100 °C (-40 °F – 212 °F) (PA) -35 °C – 150 °C (-31 °F – 302 °F) (PVDF)



Advice:
- Other sealing material e.g. Silicone upon request



AG	\varnothing mm	GL mm	H mm	\varnothing mm	Number HSK-M -40 °C – 100 °C -40 °F – 212 °F	Number HSK-M-PVDF -35 °C – 150 °C -31 °F – 302 °F
NPT 3/8"	4 – 8	15	21	17 / 19	1.609.3800.70	1.699.3800.70
NPT 3/8"	2 – 6	15	21	17 / 19	1.609.3800.71	1.699.3800.71
NPT 1/2"	6 – 12	13	24	22 / 24	1.609.1200.70	1.699.1200.70
NPT 1/2"	5 – 9	13	24	22 / 24	1.609.1200.71	1.699.1200.71
NPT 3/4"	13 – 18	13	25	30	1.609.3400.70	1.699.3400.70
NPT 3/4"	9 – 16	13	25	30	1.609.3400.71	1.699.3400.71
NPT 1"	18 – 25	19	29	40	1.609.1000.70	1.609.1000.70
NPT 1"	13 – 20	19	29	40	1.609.1000.71	1.609.1000.71

➔ Accessories see page 75