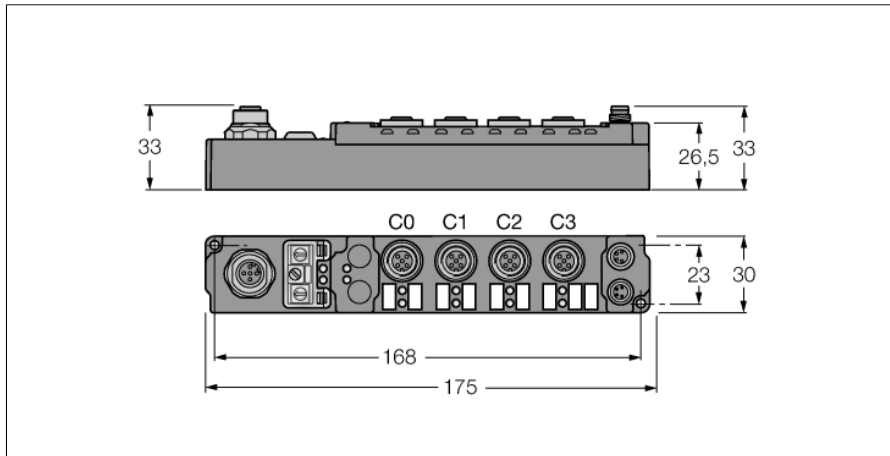
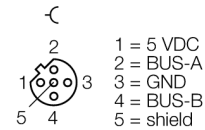


piconet stand-alone module for PROFIBUS-DP
4 Analog Inputs 0(4)... 20 mA
SDPB-40A-0007

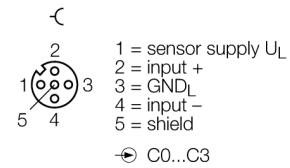


- 4 analog inputs 0(4)...20 mA
- Configuration interface
- Parameterizable functions
- Supported via I/O-ASSISTANT 2
- Direct connection to the fieldbus
- Fibre-glass reinforced housing
- Shock and vibration tested
- Encapsulated module electronics
- Metal connector
- Degree of protection IP67

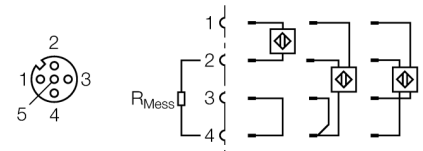
M12 × 1 Fieldbus



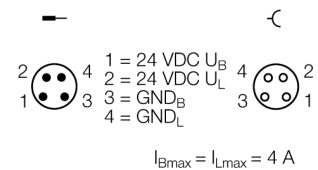
M12 × 1 Input



Connection - Inputs



M8 × 1 Power Supply



Type designation	SDPB-40A-0007
Ident no.	6824052
Number of channels	4
Operating / load voltage	20...29 VDC
Operating current	≤ 140 mA
Fieldbus transmission rate	9.6 kbps ... 12 Mbps
Fieldbus addressing	0 to 99
Service interface	parameterisation via I/O-ASSISTANT
Electrical isolation	Fieldbus to operational voltage
Number of channels	4 analogue inputs 20 mA
Input resistance	80 Ω
Electrical isolation	channels to operational voltage
Common mode voltage	max. 35 V
Measuring current	0.5 mA
Conversion time	250 ms
Relative measuring error	< +/- 0.3 % of full scale
Input filter	variable
Sensor supply	from load voltage
Dimensions (W x L x H)	30 x 175 x 26.5 mm
Vibration test	Acc. to EN 60068-2-6
Shock test	acc. to DIN EN 60068-2-27
Electromagnetic compatibility	Acc. to EN 61000-6-2/EN 61000-6-4
Protection class	IP67
Approvals	CE, cULus

piconet stand-alone module for PROFIBUS-DP
4 Analog Inputs 0(4)... 20 mA
SDPB-40A-0007

Data in process image

Valid for the setting "Motorola format"

SBn: Status byte channel n
 Cbn: Control byte channel n
 Chn D0: channel n,
 least significant data byte
 Chn D1: channel n,
 most significant data byte

Pre-conditions	Address	Input data		Output data	
	Word	High-Byte	Low-Byte	High-Byte	Low-Byte
Compact mapping: Starting with Ch0 D1 in "Low-Byte" word 0 all other bytes follow immediately. Only the user data are mapped (greyed in the table). Complex mapping: Data are mapped with control and status byte.	0	Ch0 D1	SB0	Ch0 D1	CB0
	1	SB1	Ch0 D0	CB1	Ch0 D0
	2	Ch1 D0	Ch1 D1	Ch1 D0	Ch1 D1
	3	Ch2 D1	SB2	Ch2 D1	CB2
	4	SB3	Ch2 D0	CB3	Ch2 D0
	5	Ch3 D0	Ch3 D1	Ch3 D0	Ch3 D1