

Hotfeed

Information on New Products from Cole Hersee

200 Amp Solenoids with Silver Contacts

High Amp Rating; High Performance


- ▶ Improved contacts for best conductivity
- ▶ Universal use – for loads up to 200A
- ▶ Environmentally-sealed options

Improved silver-tungsten contacts provide best conductivity, and are more weld-resistant than standard silver contacts. Minimizes arcing and contact oxidation, maintains high performance.

Universal use — for loads up to 200A.

More environmentally-sealed options available. Encapsulated solenoids (24213-01 & 24213-03) withstand moisture and dust to IP66.

Where vehicle vibration is a problem, we recommend the 24213-01 in which the internal windings are potted for added protection of coil leads and studs.



Features & Benefits

- | | |
|----------|---|
| 24214 | Standard service. 24V continuous duty, insulated |
| 24213 | Standard service. 12V continuous duty, insulated |
| 24213-01 | 12V continuous duty, insulated. Pressure wash resistant to IP66. Vibration resistant potted coil and epoxy-coated exterior. |
| 24213-03 | 12V continuous duty, insulated. Pressure wash resistant to IP66. Corrosion resistant. PVC-coated exterior. |
| 24213-05 | 12V continuous duty, insulated. Severe service. Pressure wash resistant to IP66. Corrosion resistant. Vibration resistant. Potted coil and epoxy-coated exterior. |



Mechanical Specifications

SPST Normally open contacts.

Plated steel housing. Hexnuts and washers included.

Large (power circuit) battery studs; copper 5/16" -24 thread.

Small (control circuit) coil studs; steel 10-32 thread.

Bracket mounting holes 5/16 X 19/32" (7.9 X 15.1mm) on 2 13/64" centers (56.0mm).

Caution: Never unscrew the inner hexnuts on the studs. These keep the stud and inner wiring in place.

200A Solenoid Relay Specifications

Environmental Specifications

Characteristic	Parameter	Notes
Operating temperature range	- 40° to + 85°C (- 40° to + 185°F)	
Ingress protection		
24213	Not rated	
24214	Not rated	
24213-01	IP66	Per IEC 529
24213-03	IP66	Per IEC 529
24213-05	IP66	Per IEC 529
Vibration		Per SAE J1455
Shock		Per SAE J1455





Terminal Torque Specifications

	Screw Thread	Torque
Battery studs	5/16 - 24	35 in-lbs max (4.0 Nm)
Coil studs	10 - 32	15 in-lbs max (1.7 Nm)

Electrical Characteristics

Characteristic	Min.	Max.	Notes
Operating voltage			
24212-xx	9V	16V	Coil resistance 17.5 Ohms
24144	18V	32V	Coil resistance 71.0 Ohms
Continuous current		200A	Make and break
In rush current		750A	On make only

More Cole Hersee Brand Solenoid Relay Options

Insulated			Grounded		
	24063	24V 85A Continuous		24124	24V 85A Continuous
	24059	12V 85A Continuous		24106	12V 85A Continuous
	24008	24V Intermittent		24037	12V 85A Intermittent 750A inrush, 100A break
	24047	12V Intermittent, 750A inrush, 100A break			
	24063-08	24V 85A Continuous		24071	12V Intermittent, 750A inrush, 100A break
	24117	12V 85A Continuous			
	24076	12V Intermittent, 750A inrush, 100A break			